



SAN FRANCISCO COLLABORATIVE COURTS

Veteran's Justice Court

About Veteran's Justice Court*

Veteran's Justice Court (VJC) adheres to the principles of San Francisco's other collaborative court programs: a problem-solving focus, a team approach to decision-making, integration of social and treatment services, judicial supervision of the treatment process, community outreach, and direct interaction between clients and the judge. The VJC addresses the specialized needs of veterans facing criminal charges by providing substance use and mental health treatment, medical assistance, education or training for employment or meaningful activity, and support with legal issues.

- 400 veterans referred
- 185 graduates
- 59 not eligible
- 29 court terminated
- 66 opted out
- 21 bench warrant status >60 days

Population Served

- Veterans with criminal cases in San Francisco, regardless of residence location
- Participation is voluntary
- Average age is 49

Court Capacity*

- 50 active clients (including 10 voluntary participants)
- Average of 121 clients per year
- 9- to 18-months estimated program length

How the VJC Works

- Candidate identified in or out of custody; veteran's military status is determined
- Client with VA benefits receives care through San Francisco VA Medical Center; clients without benefits are case managed through Pretrial Diversion Project
- Frequency of court dates decrease with ongoing compliance
- Client meets weekly with veteran peer mentor to assist with goals and personal success
- The VJC team reviews treatment plan; makes legal and/or clinical adjustments if needed

Operations

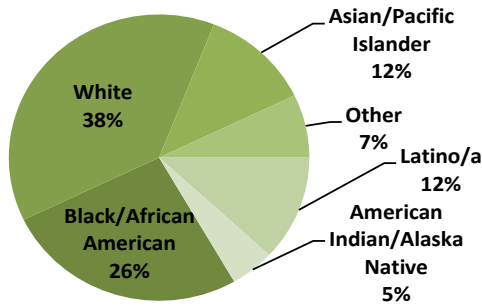
- The VJC operates at 575 Polk Street on Wednesdays at 1:30pm for the out of custody calendar.
- For questions or to schedule a visit, contact Allyson West, VJC Coordinator at awest@sftc.org

*All figures on this page represent clients during the time period of 4/1/13 to 3/31/19

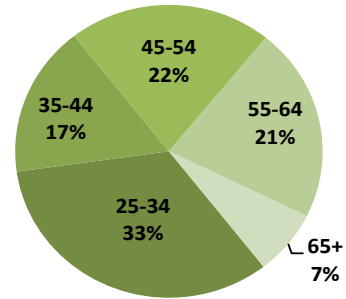
Veteran's Justice Court – 2018

In 2018, 42 clients entered VJC. Ninety five percent of new clients were male, 2% were female.

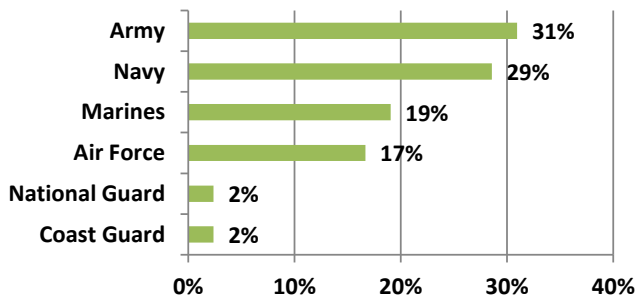
Race - New Clients



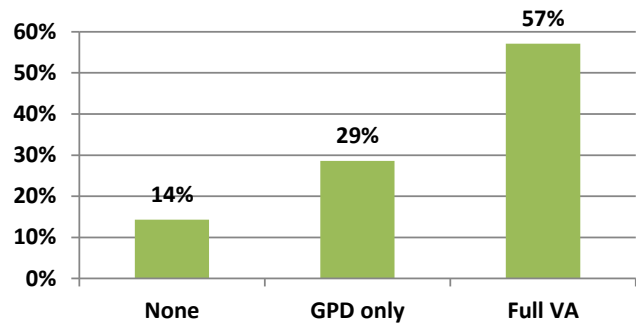
Age - New Clients



Military Branch - New Clients



Health Care Coverage - New Clients



Eighty three clients exited VJC in 2018;
59% successfully completed VJC.

- 2018 graduates spent an average of 309 days in the program
- 95% had a source of income at exit
- 88% had stable housing at exit

86% of all VJC
Graduates
have avoided
re-arrest**

61%
all time
Graduation
Rate

69%
all time
Retention
Rate

***Represents graduates from April 2013 to September 2018; San Francisco County arrests only. Graduation and Retention rates calculated from April 2013 to March 2019.*